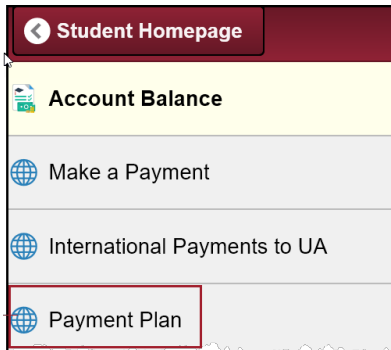


Payment Plan

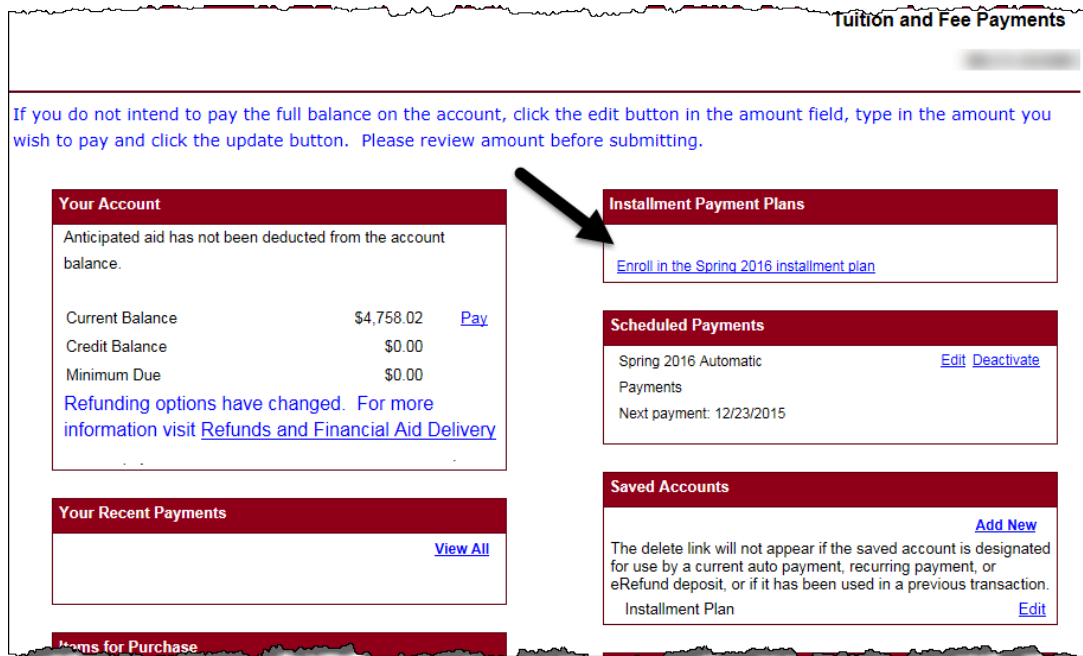
You have access to set up a payment plan to pay on your account in installments by credit card or electronic check on your Student Homepage.

1. Log in to UAConnect and click the **Treasurer's Office** tile on your Student Homepage.
2. Click **Payment Plan** link to open the eCommerce site.



Set Up an Installment Payment Plan

3. Click the link in the **Installment Payment Plans** section.



4. Information about the tuition charges and fees for the semester are displayed on this page.

IPP Spring 2016 Installment Payment Plan

Spring 2016 Installment Payment Plan

The total budget amount for this installment plan is **\$1,530.00**.

This amount is based on charges and credits provided by your school.

Charges:

1163

\$1,530.00

Total Budget Amount: \$1,530.00

What You Pay Now

There is an Enrollment Fee of \$32.00 to participate in this plan. This fee covers your school's administrative costs associated with the plan, and is in addition to the total budget amount.

5. Scroll down the page to see the number of installment payments, the amount due at each payment, and the date the payments are due.
6. Click the **Truth in Lending** check box.
7. Enter your initials in the **Electronic Signature** field.

What You Pay Later

Listed below are the dates your installments will be due and the amount due for each installment:

Due date	Amount
Due 12/23/2015	\$306.00
Due 1/25/2016	\$306.00
Due 2/25/2016	\$306.00
Due 3/25/2016	\$306.00
Due 4/25/2016	\$306.00

The total amount you will pay later is \$1,530.00.
Please refer to the terms and conditions for information about non-payment, default, and right to accelerate.

Terms and Conditions and E-Sign Disclosure and Consent

Please read and indicate your agreement to the following terms and conditions by checking the agreement checkbox below.

Tuition Payment Plan Terms and Conditions

The following disclosures, in addition to the details and disclosures provided above, are made to you pursuant to the Truth in Lending Act.

☐ * I have read the Truth In Lending disclosures presented on this screen, and agree to be bound by the terms and conditions that govern this tuition payment plan.

Enter your initials as electronic signature.

Electronic Signature:

8. **Cancel** or **Accept** the agreement terms

Set Up Payment Method

You have the option to make your payment with either a credit card or an electronic check. Information about setting up automatic payments is included at the end of these instructions.

9. Select the payment method you wish to use. **NOTE:** The **Enrollment Fee** is due at the time of sign up.

The screenshot shows the 'eCommerce Payment System' interface for the University of Arkansas. It displays the 'IPP Spring 2016 Installment Payment Plan' with a table of items to be paid now. The table lists an 'Enrollment Fee' of \$35.00 and a 'Total' of \$35.00. Below the table, there are three radio button options for the payment method: 'Enter new credit card information', 'Enter new electronic check information', and 'I do not want to pay the fee; please cancel my enrollment in the plan.' There are 'Cancel' and 'Continue' buttons at the bottom.

Tuition and Fee Payments	
IPP Spring 2016 Installment Payment Plan	
The following items must be paid now to enroll in the IPP Spring 2016 Installment Payment Plan:	
Enrollment Fee	\$35.00
Total	\$35.00

Which payment method would you like to use to pay this? *

☐ Enter new credit card information.
☐ Enter new electronic check information.
☐ I do not want to pay the fee; please cancel my enrollment in the plan.

10. Click **Continue**.

Credit Card Payment

Click the **Enter new credit card information** radio button.

1. Complete the required fields on this page.
2. Click **Continue Checkout**.

The screenshot shows the credit card payment form. It includes fields for Credit Card Number, Expiration Month, Expiration Year, Cardholder Name, Address, City, State/Province/Region, Zip/Postal Code, Country (set to United States), and Email Address. There are logos for American Express, Discover, MasterCard, Visa, and JCB. A red box highlights the 'Enter the address where you receive the bill for this card' instruction. Another red box highlights the optional field for saving the payment method for future use. A final red box highlights the 'Continue Checkout' button and the review prompt: '(You'll have a chance to review this order before it's final)'.

Please enter your credit card information and click on the 'Continue Checkout' button.

Credit Card Number:
 Expiration Month:
 Expiration Year:
 Cardholder Name:
 Address: Enter the address where you receive the bill for this card.
 City:
 State/Province/Region:
 Zip/Postal Code:
 Country:
 Email Address:

(Optional) Please provide a name for this payment method to be saved for future use:
 ex: MyCreditCard

(You'll have a chance to review this order before it's final)

3. Review your payment information and if correct, click **Submit**.

University of Arkansas
eCommerce Payment System

your account make payment shopping cart help sign out

Tuition and Fee Payments

IPP Spring 2016 Installment Payment Plan
Please review the information below. To complete your enrollment in the automatic payment plan, click on 'Submit' below.

Automatic Payment Date	Amount	Service Charge	Total
12/23/2015	\$306.00	\$5.51	\$311.51
01/25/2016	\$306.00	\$5.51	\$311.51
02/25/2016	\$306.00	\$5.51	\$311.51
03/25/2016	\$306.00	\$5.51	\$311.51
04/25/2016	\$306.00	\$5.51	\$311.51

Cardholder Name: [Redacted]
 Credit Card Number: XXXXXXXXXXXX1111
 Expiration Date: 0117
 Address: 123 Test Ave
 City: Fayetteville
 State/Province/Region: AR
 Zip/Postal Code: 72701
 Country: United States
 Email Address: [Redacted]

4. You will receive an e-mail receipt for the enrollment fee and an additional e-mail that contains the Plan terms and conditions along with payment amounts for your Installment Payment Plan. These will be sent to the e-mail address(es) provided during the initial enrollment.

avcfmsg@uark.edu Thank you for your payment

Receipt Number: [Redacted]
 Customer: [Redacted]
 ePayment
 Current Date: 12/03/2015
 Business Date: 06/28/2015

Description	Amount
Payment Plan Enrollment Fee	\$35.00
Total	\$35.00

Payments Received	Amount
CC Visa XXXXXXXXXXXX1111 Authorization # [Redacted]	\$35.00
Total	\$35.00

Thank you for the payment.

avcfmsg@uark.edu Thu 10/20/2015
 IPP Spring 2016 Installment Payment Plan

Thank you for enrolling in the IPP Spring 2016 Installment Payment Plan.

You will be billed on the following dates for the amounts shown:

- \$306.00 due on 12/23/2015
- \$306.00 due on 1/25/2016
- \$306.00 due on 2/25/2016
- \$306.00 due on 3/25/2016
- \$306.00 due on 4/25/2016

Please refer to the terms and conditions for information about non-payment, default, and right to accelerate.

Your enrollment in this plan is based on your agreement to the following terms and conditions:

Tuition Payment Plan Terms and Conditions

Electronic Check Payment

Complete all the required fields on this page.

1. Click the **Continue Checkout** button.

Please enter your bank account information and click on the 'Continue Checkout' button.

IMPORTANT: Do not attempt to use credit card cash advance checks, brokerage account checks, or any check marked "Do Not Use for ACH". Your debit or credit card number will NOT work. You will need to enter your bank account number.

Only checks from regular checking accounts at U.S. domestic banks (including most credit unions) may be used for electronic check payments. Be sure to copy the routing/transit and account numbers very carefully from your check. If you enter incorrect values, or if you attempt to use a check that is not from a regular U.S. domestic bank checking account, your electronic check will be returned.

If you are unsure of whether or not your check can be used or what routing/transit and account numbers to enter, call your bank, ask them if your account can be used for ACH, and verify the correct numbers to use.

Bank Account Number

Confirm Bank Account Number

Account Type* ☒ Checking ☐ Savings

Routing Transit Number [What are my Routing Transit and Account Numbers?](#)

Account Holder Name ☒


Email Address

(Optional) Please provide a name for this payment method to be saved for future use:
 ex: MyChecking

(You'll have a chance to review this order before it's final.)

Continue Checkout

2. **Confirm** your payment information and then click the **Submit Payment** button.

 **eCommerce Payment System**

[your account](#) [make payment](#) [shopping cart](#) [help](#) [sign out](#)

Tuition and Fee Payments

SHEILA [REDACTED]

Please confirm the information below. To submit your payment, click on the 'Submit Payment' button.

Fall 2014	\$5.00
Total Amount	\$5.00

Payment Information

Email Address: [REDACTED]
 Account Number: XXXX
 Account Type: Checking
 Routing Transit Number: [REDACTED]
 Bank: STATE STREET BANK AND TRUST COMPANY, N. QUINCY, MA
 Account Holder Name: [REDACTED]

Submit Payment

3. An e-mail receipt for the payment and an additional separate e-mail containing the terms and conditions along with the payment amounts is sent to the e-mail address(es) listed during signup.

awctmg@uark.edu [REDACTED]

Thank you for your payment

Receipt Number: [REDACTED]
 Customer: [REDACTED]
 ePayment
 Current Date: 12/03/2015
 Business Date: 06/28/2015

Description	Amount
Payment Plan Enrollment Fee	\$35.00
Total	\$35.00

Payments Received	Amount
CC Visa XXXXXXXXXXXXXXX1111 Authorization # [REDACTED]	\$35.00
Total	\$35.00

Thank you for the payment.

awctmg@uark.edu [REDACTED]

IPP Spring 2016 Installment Payment Plan

Thank you for enrolling in the IPP Spring 2016 Installment Payment Plan.

You will be billed on the following dates for the amounts shown:

- \$306.00 due on 12/23/2015
- \$306.00 due on 1/25/2016
- \$306.00 due on 2/25/2016
- \$306.00 due on 3/25/2016
- \$306.00 due on 4/25/2016

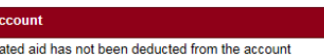
Please refer to the terms and conditions for information about non-payment, default, and right to accelerate.

Your enrollment in this plan is based on your agreement to the following terms and conditions:

Tuition Payment Plan Terms and Conditions

Automatic Payments - Optional

Important! If you choose to *not* automatically pay your installment amount, you must adjust the amount of the payment *each time* you make a payment on your account.



The screenshot shows a web page titled "Your Account" with a red header. Below the header, a message states: "Anticipated aid has not been deducted from the account balance." A table displays account information:

Current Balance	\$4,758.02
Credit Balance	\$0.00
Minimum Due	\$0.00

Below the table, a blue link reads: "Refunding options have changed. For more information visit [Refunds and Financial Aid Delivery](#)". A red box highlights the "Pay" button, which is the subject of a callout box on the right.

1. Scroll to **Your Account**.

2. Click **Pay**.

3. Edit the amount to the current installment amount due.

Set Up Automatic Payments

1. To set up automatic payments, select a value from the listed options.
 - Use the same payment information and email address used for the Enrollment Fee
 - Provide new credit card information
 - Enter new electronic check information
 - Choose not to use automatic payments

Semester Installment Plan

You are now enrolled in the [REDACTED] Semester Installment Plan. Your first installment of \$383.47 will be due on 7/28/2015.

Your payment for the Enrollment Fee has been accepted. Your receipt number for this is 940 and the amount paid is \$32.00.

A receipt has been emailed [REDACTED]

You will be notified when each installment is billed by an email sent to [REDACTED]

Would you like to automatically pay your installment bill each month? *

☐ Yes, use the same payment information and email address I entered for the Enrollment Fee.

☐ Yes, enter new credit card information.

☐ Yes, enter new electronic check information.

☐ No, I do not want to automatically pay.

[Continue](#)

NOTE: If you select to pay your installments by a credit card, a 1.8% convenience/service charge is added to each of your payments and will be displayed.

Please confirm the information below and then submit your application for Fall 2015 Automatic Payments.

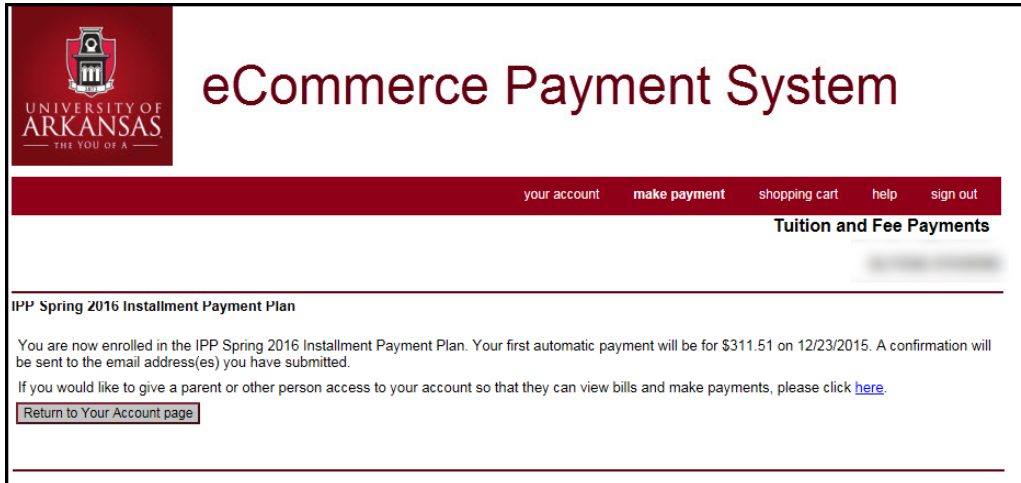
Fall 2015 Automatic Payments

Automatic Payment Date	Amount	Service Charge	Total
07/28/2015	\$383.47	\$6.90	\$390.37
08/28/2015	\$383.47	\$6.90	\$390.37
09/28/2015	\$383.47	\$6.90	\$390.37
10/28/2015	\$383.47	\$6.90	\$390.37
11/28/2015	\$383.48	\$6.90	\$390.38

This information is based on the data currently available. Future changes to the installment plan may result in changes to the amount that is automatically paid for each installment.

2. Click **Submit** to complete your enrollment into automatic payments.

3. You will now see that you are enrolled in the Installment Payment Plan for the semester.



4. You will receive an e-mail stating that you have successfully scheduled your payment and the date of the first payment.

